



Richard Woods, Georgia's School Superintendent
"Educating Georgia's Future"

Georgia Special Needs Scholarship Program End of School Year Report 2018-2019 School Year

For the Georgia General Assembly per O.C.G.A. § 20-2-2118

Georgia Department of Education

Table of Contents

Table of Contents	1
Executive Summary	2
2018-2019 School Year - Student Participation by Ethnicity	4
2018-2019 School Year - Student Participation by Gender	5
2018-2019 School Year - School System of Origin for Georgia Special Needs Scholarship Students	8
Map: 2018-2019 School Year - School Systems where Georgia Special Needs Scholarship Private Schools Located.....	12
2018-2019 School Year - Student Participation by Private School	13
2018-2019 School Year - GSNS Average Tuition Costs by Private School Providers	20
2018-2019 School Year- Student Assessment in Reading	27
2018-2019 School Year- Student Assessment in Math.....	28

Executive Summary

Senate Bill 10 as signed into law on May 18, 2007, created the Georgia Special Needs Scholarship (GSNS) Program which allows parents of eligible special needs students to transfer their children to another public school, public school system, state school, or approved participating private school. On July 1, 2013, OCGA § 20-2-2114 was amended to authorize the State Board of Education to waive the prior school year requirement on a case-by-case basis for specific medical needs of a student upon the request of a parent or guardian. On July 1, 2015, OCGA § 20-2-2114 was further amended so that prior year enrollment in a Georgia public school requirement shall not apply if the student's parent is an active duty military service member stationed in Georgia within the previous year.

This report represents the results for the 2018-2019 school year as required by O.C.G.A. § 20-2-2118, which stipulates that the Governor's Office of Student Achievement, in conjunction with the Georgia Department of Education (GaDOE) shall provide the General Assembly with a report regarding the scholarship program for the previous fiscal year. This was the twelfth school year the GSNS Program was administered.

2018-2019 Program Highlights

- Number of participating private schools increased from 249 to 254 private schools.
 - **20** was the average number of students enrolled in each private school.
 - **1-188** was the range of students enrolled in each private school.
- Total student participation in the program increased from the previous school year by **209** with **4,873** students enrolled in private schools.
- **3,589** students continued their participation in the program from the previous school year.
- Of the **4,873** students enrolled:
 - **32%** Female, **68%** Male
 - **34.46%** Black, **53.03%** White, and **12.52%** Asian/Hispanic/Native American/Multi-Racial.
 - **30.33%** had a disability type of Specific Learning Disability.
 - **27.71%** had a disability type of Other Health Impairment.
- **\$33,205,756** was paid in fiscal year **2019** for scholarships to students.
- **\$6,293** was the average annual scholarship amount for students.
- **\$787-\$13,716** was the range of tuition per student of private schools participating in the GSNS Program.

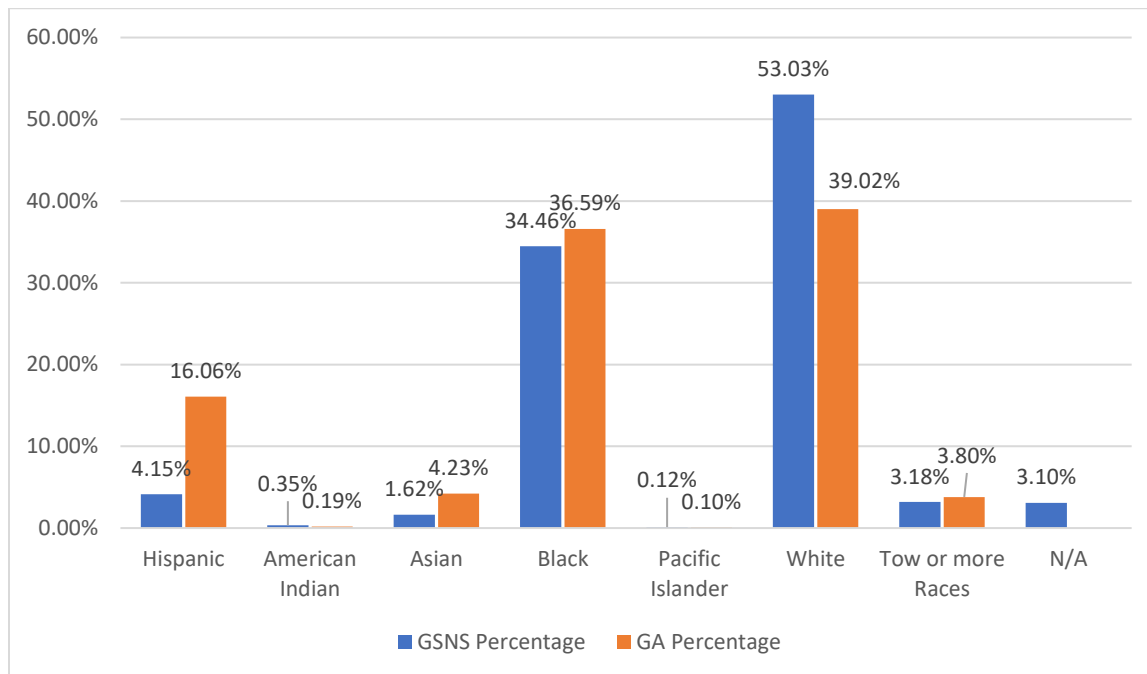
**Program Overview –
2018-2019 Georgia Special Needs Scholarship Program**

Program Information	Count
Total number of students receiving scholarships at start of the 2018-2019 school year.	4,873
Total number of new private schools submitting an application for participation in the 2018-2019 school year.	17
Number of new private schools participating in the GSNS Program for the 2018-2019 school year.	16
Number of private schools returning from 2018-2019 school year.	238
Total number of private schools participating in GSNS for 2018-2019 school year.	254
Total number of private schools with enrolled GSNS students.	244
Highest enrollment in a single school.	188
Range of student enrollment in participating private schools.	1-188
Average number of scholarship students per school.	20
Georgia public school systems impacted by scholarship student withdrawals.	123
Range for number of students withdrawing from a Georgia public school system to use the scholarship at an authorized private school.	1-595
Financial Information	Amounts
Total scholarship payments statewide for FY19.	\$33,205,756
Range of annual scholarship amounts for GSNS students.	\$787-\$13,716
Average annual scholarship amount.	\$6,293
Average annual payment amount of participating private schools	\$126,708
Range of annual tuition amounts of participating private schools.	\$2,447-\$927,355

2018-2019 School Year- Student Participation by Ethnicity

Race/ Ethnicity	Ethnic Hispanic	Race American Indian	Race Asian	Race Black	Race Pacific Islander	Race White	Two or more Races	N/A	Total
GSNS Students	202	17	79	1,679	6	2,584	155	151	4,873
GA Students*	283,847	3,396	74,722	646,675	1,776	689,552	67,234	-	1,767,202
GSNS Percentage	4.15%	0.35%	1.62%	34.46%	0.12%	53.03%	3.18%	3.10%	100%
GA Percentage	16.06%	0.19%	4.23%	36.59%	0.10%	39.02%	3.80%		100%

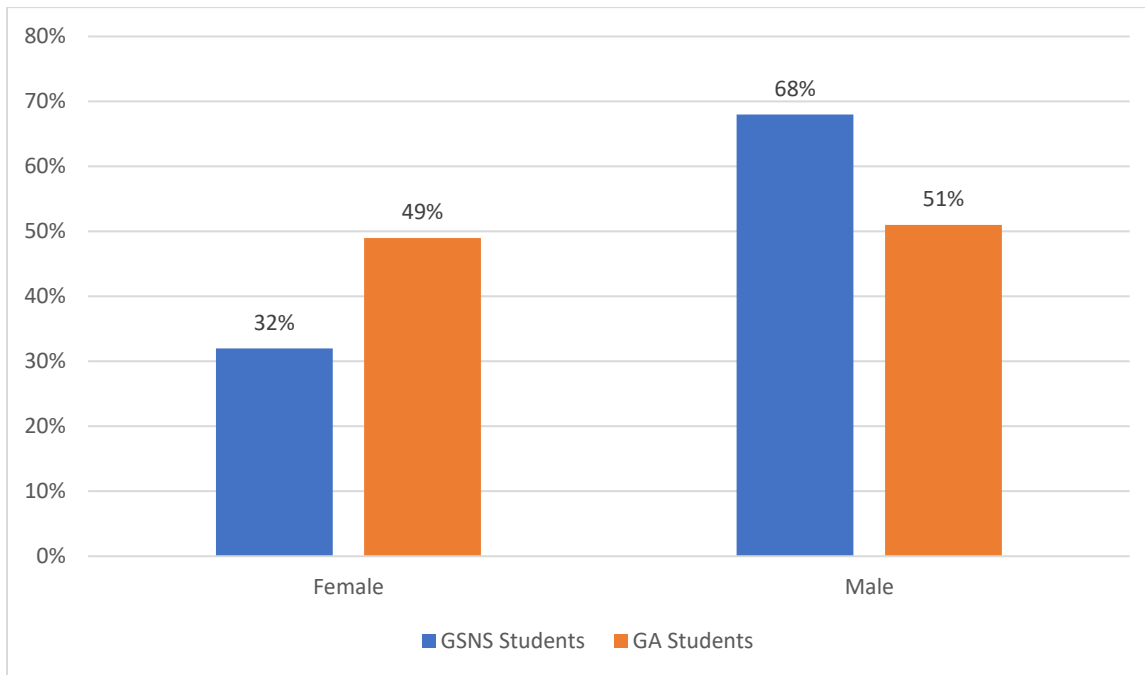
*Enrollment from October 2, 2018 FTE count of 2019-1 Report



2018-2019 School Year- Student Participation by Gender

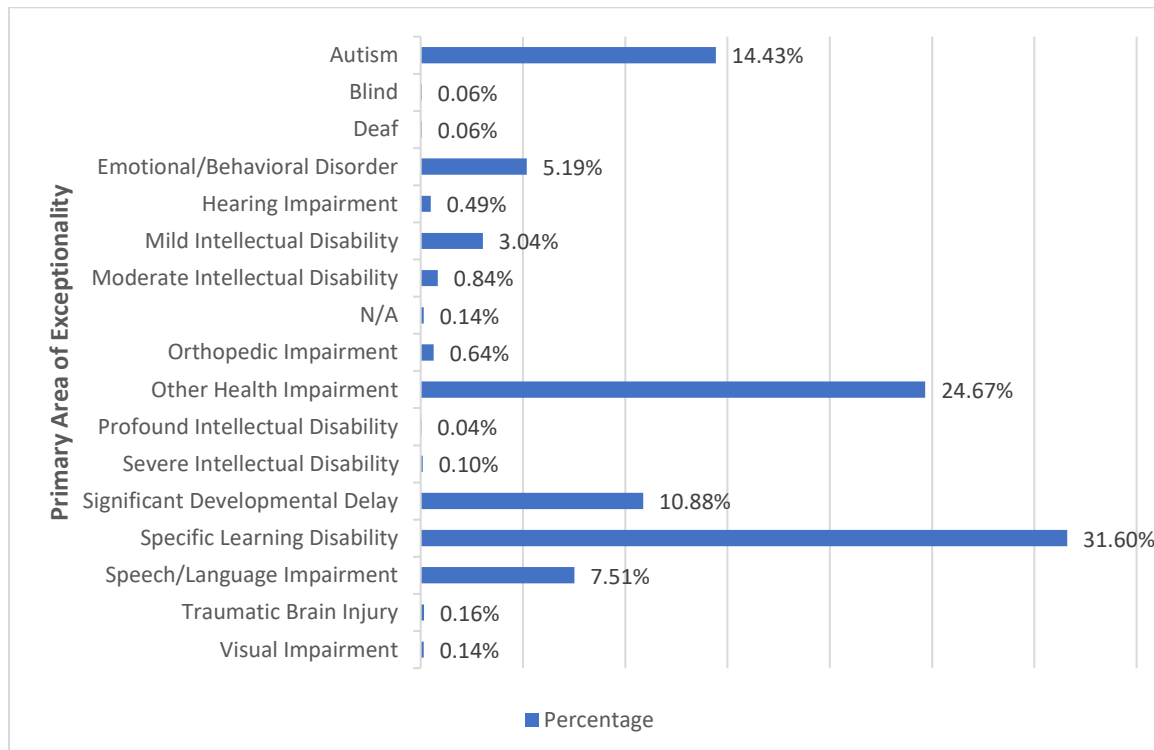
Students	Female	Male	Total
GSNS Students	1,543	3,330	4,873
GA Students*	863,506	903,696	1,767,202
GSNS Percentage	32%	68%	100%
GA Percentage	49%	51%	100%

* Enrollment from October 2, 2018 FTE count of 2019-1 Report



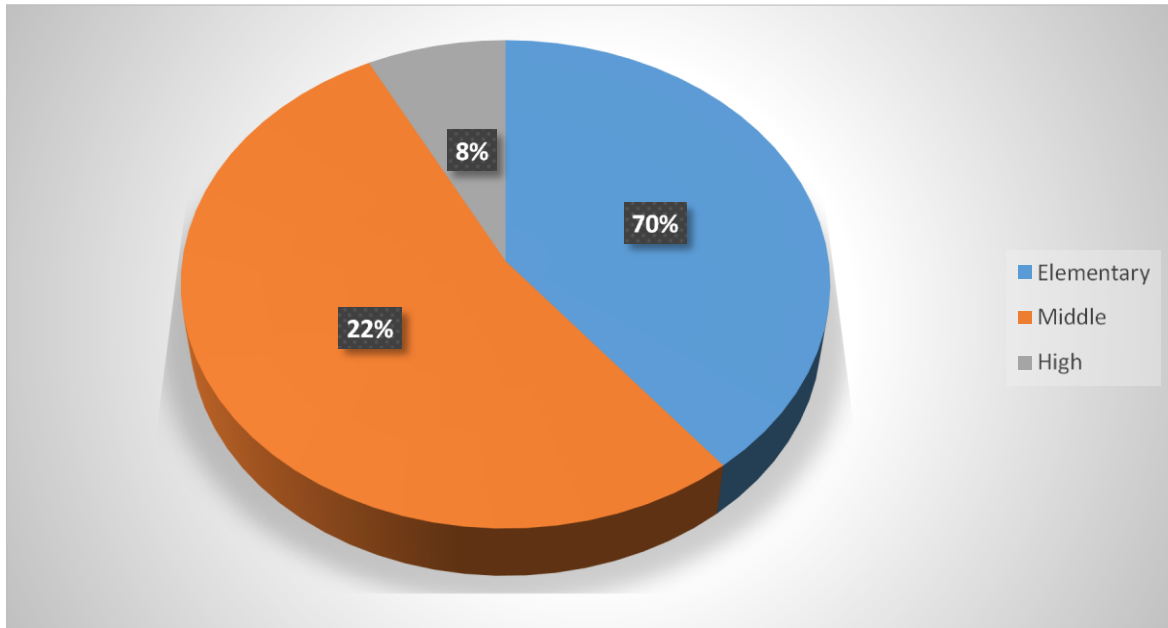
2018-2019 School Year - Student Participation by Disability Type

Primary Area of Exceptionality	Number of Students	Percentage
Autism	703	14.43%
Blind	3	0.06%
Deaf	3	0.06%
Emotional/Behavioral Disorder	253	5.19%
Hearing Impairment	24	0.49%
Mild Intellectual Disability	148	3.04%
Moderate Intellectual Disability	41	0.84%
N/A	7	0.14%
Orthopedic Impairment	31	0.64%
Other Health Impairment	1202	24.67%
Profound Intellectual Disability	2	0.04%
Severe Intellectual Disability	5	0.10%
Significant Developmental Delay	530	10.88%
Specific Learning Disability	1540	31.60%
Speech/Language Impairment	366	7.51%
Traumatic Brain Injury	8	0.16%
Visual Impairment	7	0.14%
Grand Total	4873	100.00%



2018-2019 School Year- Student Participation by Grade Level

Grade Level	Number	Percent
Elementary	3,401	70%
Middle	1,082	22%
High	390	8%
Total	4,873	100%



2018-2019 School Year- School System of Origin for Georgia Special Needs Scholarship Students

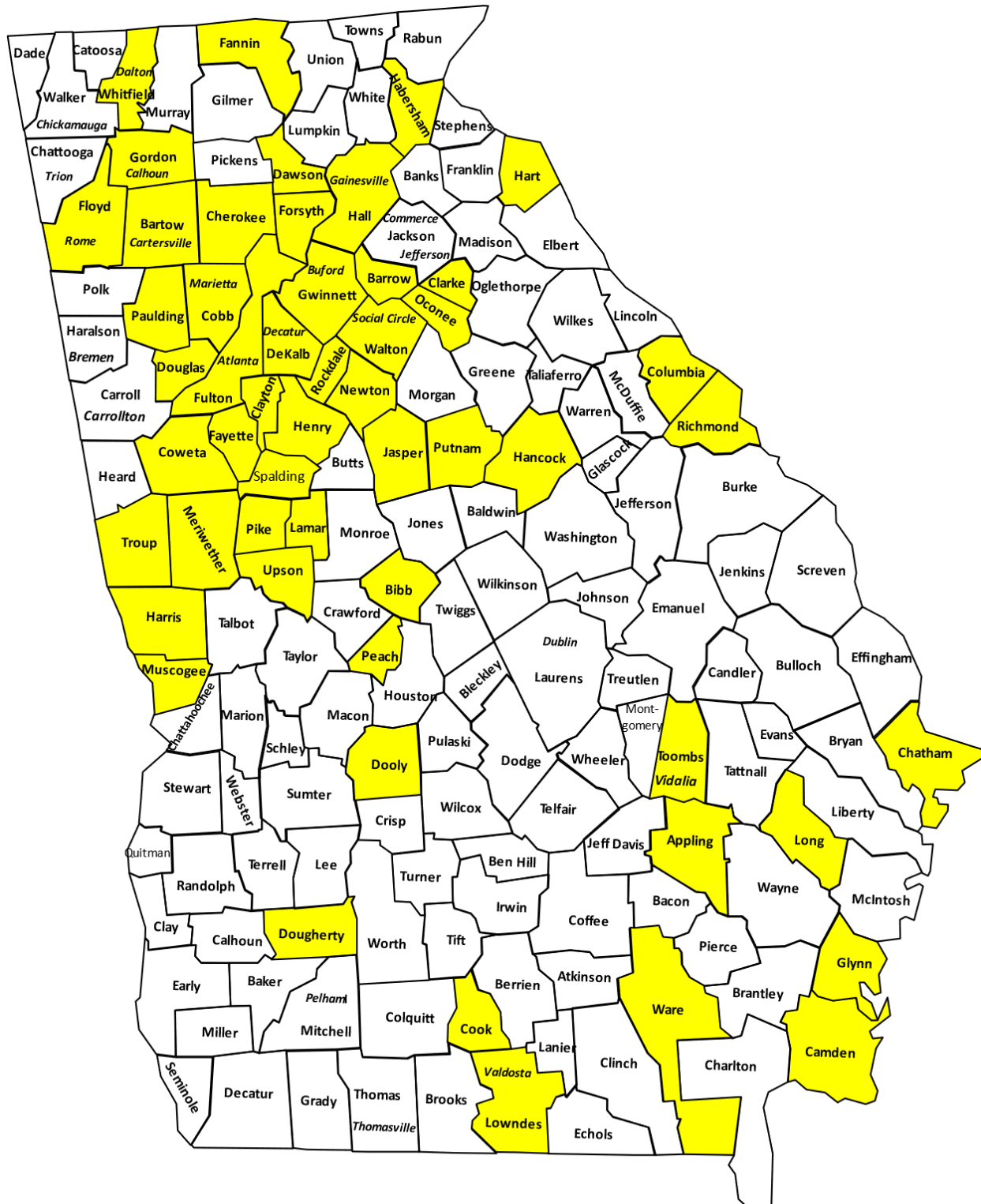
School System	Number of Students	Percentage of Students Enrolled in GSNS Program
Atlanta Public Schools – 761	314	6.44%
Baldwin County – 605	8	0.16%
Banks County – 606	1	0.02%
Barrow County – 607	14	0.29%
Bartow County – 608	15	0.31%
Bibb County – 611	52	1.07%
Brantley County – 613	9	0.18%
Bremen City – 763	1	0.02%
Bryan County – 615	6	0.12%
Bulloch County – 616	2	0.04%
Butts County – 618	10	0.21%
Calhoun City – 765	1	0.02%
Camden County – 620	39	0.80%
Carroll County – 622	7	0.14%
Carrollton City – 766	2	0.04%
Cartersville City – 767	2	0.04%
Chattahoochee County – 626	2	0.04%
Chattooga County – 627	3	0.06%
Cherokee County – 628	123	2.52%
City Schools of Decatur – 773	24	0.49%
Clarke County – 629	17	0.35%
Clayton County – 631	140	2.87%
Cobb County – 633	546	11.20%
Colquitt County – 635	2	0.04%
Columbia County – 636	18	0.37%
Cook County – 637	2	0.04%
Coweta County – 638	77	1.58%
Crawford County – 639	6	0.12%
Crisp County – 640	1	0.02%
Dalton Public Schools – 772	4	0.08%
Dawson County – 642	2	0.04%
DeKalb County – 644	580	11.90%
Dodge County – 645	1	0.02%
Dougherty County – 647	2	0.04%

School System	Number of Students	Percentage of Students Enrolled in GSNS Program
Douglas County – 648	78	1.60%
Effingham County – 651	12	0.25%
Elbert County – 652	5	0.10%
Evans County – 654	1	0.02%
Fannin County – 655	9	0.18%
Fayette County – 656	152	3.12%
Floyd County – 657	15	0.31%
Forsyth County – 658	168	3.45%
Franklin County – 659	14	0.29%
Fulton County – 660	491	10.08%
Gainesville City – 776	6	0.12%
Glascocock County – 662	1	0.02%
Glynn County – 663	17	0.35%
Gordon County – 664	3	0.06%
Griffin-Spalding County – 726	95	1.95%
Gwinnett County – 667	347	7.12%
Habersham County – 668	8	0.16%
Hall County – 669	30	0.62%
Hancock County – 670	2	0.04%
Harris County – 672	5	0.10%
Hart County – 673	24	0.49%
Henry County – 675	247	5.07%
Houston County – 676	17	0.35%
Jackson County – 678	13	0.27%
Jasper County – 679	5	0.10%
Jefferson City – 779	2	0.04%
Jones County – 684	9	0.18%
Lamar County – 685	10	0.21%
Liberty County – 689	6	0.12%
Long County – 691	1	0.02%
Lowndes County – 692	2	0.04%
Lumpkin County – 693	3	0.06%
Macon County – 694	1	0.02%
Madison County – 695	7	0.14%
Marietta City – 781	13	0.27%
McDuffie County – 697	3	0.06%
McIntosh County – 698	2	0.04%

School System	Number of Students	Percentage of Students Enrolled in GSNS Program
Meriwether County – 699	19	0.39%
Monroe County – 702	6	0.12%
Morgan County – 704	4	0.08%
Murray County – 705	1	0.02%
Muscogee County – 706	71	1.46%
Newton County – 707	100	2.05%
Oconee County – 708	10	0.21%
Oglethorpe County – 709	4	0.08%
Paulding County – 710	70	1.44%
Peach County – 711	11	0.23%
Pierce County – 713	7	0.14%
Pike County – 714	21	0.43%
Pulaski County – 716	3	0.06%
Putnam County – 717	1	0.02%
Richmond County – 721	42	0.86%
Rockdale County – 722	40	0.82%
Rome City – 785	4	0.08%
Savannah-Chatham County – 625	255	5.23%
Social Circle City – 786	2	0.04%
State Charter Schools II-Brookhaven Innovation Academy – 7830613	5	0.10%
State Charter Schools II-Coweta Charter Academy – 7830610	7	0.14%
State Charter Schools II-Fulton Leadership Academy – 7830310	2	0.04%
State Charter Schools II-Genesis Innovation Academy for Boys – 7830615	1	0.02%
State Charter Schools-Cherokee Charter Academy – 7820212	2	0.04%
State Charter Schools-Dubois Integrity Academy – 7820617	3	0.06%
State Charter Schools-Georgia Connections Academy – 7820412	34	0.70%
State Charter Schools-Georgia Cyber Academy – 7820120	73	1.50%
State Charter Schools-Graduation Achievement Center Charter High School – 7820119	1	0.02%
State Charter Schools-Heritage Preparatory Academy School – 7820312	1	0.02%
State Charter Schools-Ivy Preparatory Academy Inc – 7820612	3	0.06%
State Charter Schools-Ivy Preparatory Young Men’s Leadership Academy Inc. – 7820512	3	0.06%
State Charter Schools-Odyssey Charter School – 7820110	30	0.62%

School System	Number of Students	Percentage of Students Enrolled in GSNS Program
State Charter Schools-Scholars Academy Charter School – 7820112	1	0.02%
State Charter Schools-Utopian Academy for the Arts Charter School – 7820121	2	0.04%
State Schools-Atlanta Area School for the Deaf – 7991893	2	0.04%
Stephens County – 727	5	0.10%
Taylor County – 733	2	0.04%
Telfair County – 734	1	0.02%
Thomaston-Upson County – 745	15	0.31%
Toombs County – 738	1	0.02%
Trion City – 791	1	0.02%
Troup County – 741	37	0.76%
Union County – 744	5	0.10%
Walker County – 746	3	0.06%
Walton County – 747	54	1.11%
Ware County – 748	33	0.68%
Washington County – 750	1	0.02%
Wheeler County – 753	1	0.02%
White County – 754	3	0.06%
Whitfield County – 755	6	0.12%
Wilkinson County – 758	4	0.08%
Worth County – 759	3	0.06%
Grand Total	4,873	100.00%

Map: 2018-2019 School Year- School Systems where Georgia Special Needs Scholarship Private Schools Located



2018-2019 School Year- Student Participation by Private School

GSNS School	Student Count
ABC Montessori School - 50595	15
ABLE Christian School - 11356	51
Academe of the Oaks - 11333	3
Academy at North Fulton - 11164	17
Academy of Innovation - 11383	24
Advance Academy - 50596	28
Advance Learning Center - 50597	41
Agape Jr. Academy - 11213	10
Alexsander Academy - 50598	20
Arete Preparatory School - 11393	10
Arlington Christian School - 11316	13
Ash Tree Learning Center - 50602	63
Athens Christian School - 50603	27
Atlanta Academy The - 11326	16
Atlanta Country Day School - 50604	4
Atlanta Girl's School - 50605	6
Atlanta Jewish Academy - 11360	7
Atlanta Speech School - 50606	5
Atlanta STEM Academy - 11325	17
Augusta Christian Schools - 50607	16
Barnes Academy - 50610	32
Bedford School - 50612	87
Benjamin Franklin Academy - 11152	8
Berean Christian Academy - 11290	3
Berean Christian Junior Academy - 11166	5
Bible Baptist Christian School - 50613	13
Blessed Trinity Catholic High School - 11169	12
Braddy Preparatory Academy - 50615	58
Brandon Hall - 50617	4
Braselton Christian Academy - 11215	40
Brenwood Academy - 11314	1
Bridgeway Christian Academy - 50618	6
Bright Future Academy - 11368	4
Brookwood Christian Language School - 50620	42
Brunswick Christian Academy - 50621	23
Byne Christian Academy - 50622	1
Byron Christian Academy - 50623	13

GSNS School	Student Count
Calvary Christian School of Columbus - 11216	30
Calvary's Harvest Christian Academy - 11369	13
Camp Jewell - 11156	113
Campus The - 50625	73
CAN Academy - 11170	42
Carolyn Barron Montessori School - 11292	2
Center Academy - 50626	31
Central Christian School - 11374	12
Central Fellowship Christian Academy - 50627	7
CH Terrell Academy - 50628	8
Chapel Hill Christian School - 11370	3
Chatham Academy at Royce - 50629	59
Chaya Mushka Children's Home - 11334	3
CHEROKEE CHRISTIAN SCHOOLS INC - 297	7
Choice Educational Academy - 11427	11
Christian Heritage School - 50630	15
Chryalis Experiential Academy - 50631	10
ClearWater Academy - 50632	29
CLIFF VALLEY SCHOOL INC. - 189	4
Closer Look Academy - 11211	5
Collective Learning Academy - 11414	1
Community Christian School - 50633	19
Community School The - 50634	10
Connections School of Atlanta - 11371	7
CORE Community School - 11394	29
Cornerstone Christian Academy- Royston Loc - 11218	9
Cornerstone Preparatory Academy - 50637	6
Cornerstone Schools Inc. - 50638	11
Cottage School The - 50639	134
Covenant Christian Academy - 50641	15
Covenant Christian Ministries Academy - 50642	1
Covington Academy - 50643	88
Creekside Christian Academy - 50644	8
CrossPointe Christian Academy - 11315	7
Cumberland Academy of GA - 50645	61
Cumberland Christian Academy - 11159	15
Curtis Baptist School - 11206	17
Decatur Adventist Junior Academy - 50647	6
Dominion Christian High School - 50648	23
Downtown Academy - 11375	3

GSNS School	Student Count
Eagles Landing Christian Academy - 50649	21
Eaton Academy - 50650	43
Ellis School of Atlanta - 11399	1
Evangel Temple Christian Academy - 50652	23
Evans Christian Academy - 50653	3
Faith Baptist Christian Academy - 50654	2
Faith Christian Academy - 11335	11
Faith Christian Academy of Griffin - 50655	37
Fideles Christian School - 50657	10
Flint River Academy - 11294	1
Foundations for the Future - 50660	4
Friendship Christian School - 50661	34
Fullington Academy - 50662	6
Furtah Preparatory School - 50663	50
Gatewood Schools - 50666	4
George Walton Academy - 11415	1
Gerard Preparatory Academy - 50616	38
God's Foundation Christian Academy - 11387	4
Grace Christian Academy - 11312	38
GracePoint School - 11219	41
Grant Academy - 11376	8
Greater Atlanta Adventist Academy - 11161	4
Green Pastures Christian Schools - 50668	2
Greenforest McAlep Christian Academy - 50670	16
Griffin Christian High School - 11220	9
Heart of Hope Academy - 50672	2
Hebron Christian Academy - 11395	9
Heirway Christian Academy - 11221	15
Heritage Christian Academy - 11208	3
Hess Academy - 11295	10
Hills Academy - 11423	13
Hirsch Academy - 50674	9
Holy Innocent's Episcopal School - 50675	2
Holy Spirit Preparatory School - 50676	4
Hope Springs Christain Learning Center - 11158	9
Horizon Christian Academy - 50681	26
Howard School - 50683	90
Imhotep Academy - 11223	11
Immaculate Conception Catholic Schools - 11338	18
In His Image Christian Academy - 11174	1

GSNS School	Student Count
Jacob's Ladder - 50687	44
John Coble Elementary - 50688	1
John Hancock Academy - 50689	23
Joseph Sams School - 50690	48
Kaleidoscope ABA Inc - 50691	4
Kingfisher Academy - 50693	9
King's Way Christian School - 11297	11
Lafayette Christian School - 50694	29
LaGrange Academy - 11339	1
Legacy Community Academy - 50619	11
Life Christian Academy - 11299	104
Light of the World Christian Academy of Atlanta - 50696	45
Link School The - 11322	14
Lionheart School - 50699	20
Lithonia Adventist Academy - 11372	1
Living Way Christian Academy - 11153	11
Loganville Christian - 11300	6
Lyndon Academy - 50701	5
Maranatha Christian Academy - 11224	5
McGinnis Woods Country Day School - 50702	7
MDE School LLC - 11157	31
Memorial Day School - 50703	43
Metropolitan Christian Schools - 11365	5
Mill Springs Academy - 50704	149
Miller's Military Academy - 50705	99
Miracle Early Learning Center - 11382	18
Mohammed Schools of Atlanta - 436	5
Monroe Country Day School - 11417	5
Montessori Academy at Sharon Springs - 50707	5
Montessori Children's House of North Forsyth - 50708	3
Montessorri at Vickery - 11340	1
Mount Bethel Christian Academy - 11341	9
Mount de Sales Academy - 50711	12
MOUNT PARAN CHRISTIAN SCHOOL - 340	16
Mount Vernon Presbyterian School - 11154	13
Mountain Area Christian Academy - 50713	17
New Creation Christian Academy - 50716	11
New Horizon New Direction - 11379	15
North Cobb Christian School - 50717	20
Notre Dame Academy - 11321	28

GSNS School	Student Count
Old Suwanee Christian School - 11373	9
Omega Learning Center- Acworth Loc - 50719	20
Omega Learning Center- Douglasville Loc - 50720	51
Omega Learning- Marietta Loc - 50721	6
Omega Private Academy - 11342	4
Our Lady of Mercy Catholic HS - 50722	6
Our World at H.O.P.E. Park - 11429	20
Paideia School - 50724	2
Peachtree Academy Private School - 50726	13
Peoples Baptist Academy - 11160	11
Perimeter Christian School - 50727	18
Phyl's Academy of Preparatory School - 50728	4
Piedmont School of Atlanta - 11317	8
Porter Academy - 50729	40
PRINCE AVENUE CHRISTIAN SCHOOL - 372	7
Providence Christian Academy - 50731	19
Riverside Military Academy - 50732	47
Robert Toombs Christian Academy - 11228	3
Romar Academy - 11229	28
Sage School - 50734	19
Saint Andrew's School - 11303	8
Saint Anne-Pacelli Catholic School - 11231	11
Saint Catherine of Siena Catholic School - 50735	5
Saint George's Episcopal School - 11305	1
Saint John Academy - 11320	21
Saint Joseph Catholic School - 50736	2
Saint Joseph's Catholic School - 11232	2
Saint Martin's Episcopal - 11306	1
Schenck School - 50740	44
Shallowford Presbyterian School - 11411	5
Sherwood Christian Academy - 50741	1
Shiloh Christian Academy - 11233	3
Shiloh Hills Christian School - 50742	5
Skipstone Academy - 50743	102
Skipstone Academy Westwood - 11430	25
Sola Fide Lutheran School - 11234	2
Solid Foundation - 50744	24
Solid Rock Academy - 50745	28
Southside Christian School - 50748	49
Southwest Atlanta Christian Academy - 50749	17

GSNS School	Student Count
Sparks Christian Academy - 50750	18
Special Needs School of Gwinnett - 50751	44
ST. FRANCIS DAY SCHOOL - 272	188
St. John the Evangelist - 11401	2
ST. PAUL LUTHERAN SCHOOL - 923	5
St. Peter the Apostle School - 11384	3
Stepping Stones Educational Therapy Ctr Inc. - 50752	26
Strong Rock Christian School - 11307	18
Summit Autism Center of Atlanta - 50755	6
Sylvan Learning Center - 11416	14
Sylvan Learning Center- Cartersville - 11426	7
Tattnall Square Academy - 50756	9
The Bridge Academy - 11361	1
The Bridge of Georgia School - 11362	51
The Campus Academy - 11291	20
The Children's School - 11344	2
The E.J. Wright School for Success - 11425	7
The Epstein School - 11345	1
The Friends School of Atlanta - 50758	4
The Heritage School - 11329	5
The Lighthouse - 50759	33
The SAE School - 11302	6
The Swift School - 50761	86
The Walker School - 11377	8
The Wimbish School - 11380	3
THRIVE Christian Academy Inc. - 11388	54
Torah Day School of Atlanta - 50763	6
Trinity Christian School of Sharpsburg - 50765	29
Trinity Prep of Loganville - 11210	75
Trinity School - 11237	1
Triumph in Life Inc. - 11358	18
True Partnership Christian Academy - 11367	16
Unity Christian School - 50766	6
Urban Christian Academy - 11346	12
Veritas Classical Schools - 50767	1
Victorious Kidz Christian Academy - 50768	1
Victory World Christian School - 50769	5
Waldorf School of Atlanta - 50770	1
Waverly Hall Christian Academy - 50771	12
Westminster Christian Academy - 50772	4

GSNS School	Student Count
Westminster Schools of Augusta - 50773	2
William and Reed Academy - 11347	8
Wilson Academy - 11324	26
Woodfield Academy Inc. - 50775	49
Woodward Academy - 149	38
Wynnbrook Christian School - 11385	12
Yeshiva Ohr Yisrael of Atlanta - 11308	2
Grand Total	4,873

2018-2019 School Year- GSNS Average Tuition Costs by Private School Providers

GSNS Private School	Average of Annual Tuition
ABC Montessori School - 50595	\$9,650
ABLE Christian School - 11356	\$7,355
Academe of the Oaks - 11333	\$17,250
Academy at North Fulton - 11164	\$15,880
Academy of Innovation - 11383	\$15,421
Advance Academy - 50596	\$14,000
Advance Learning Center - 50597	\$5,905
Agape Jr. Academy - 11213	\$4,240
Alexsander Academy - 50598	\$18,950
Arete Preparatory School - 11393	\$6,932
Arlington Christian School - 11316	\$9,625
Ash Tree Learning Center - 50602	\$7,790
Athens Christian School - 50603	\$7,468
Atlanta Academy The - 11326	\$20,397
Atlanta Country Day School - 50604	\$19,850
Atlanta Girl's School - 50605	\$24,494
Atlanta Jewish Academy - 11360	\$24,286
Atlanta Speech School - 50606	\$36,004
Atlanta STEM Academy - 11325	\$9,327
Augusta Christian Schools - 50607	\$13,368
Barnes Academy - 50610	\$6,997
Bedford School - 50612	\$19,295
Benjamin Franklin Academy - 11152	\$32,721
Berean Christian Academy - 11290	\$5,750
Berean Christian Junior Academy - 11166	\$6,850
Bible Baptist Christian School - 50613	\$6,731
Blessed Trinity Catholic High School - 11169	\$12,700
Braddy Preparatory Academy - 50615	\$10,475
Brandon Hall - 50617	\$29,750
Braselton Christian Academy - 11215	\$9,776
Brenwood Academy - 11314	\$9,500
Bridgeway Christian Academy - 50618	\$13,564
Bright Future Academy - 11368	\$9,219
Brookwood Christian Language School - 50620	\$14,854
Brunswick Christian Academy - 50621	\$5,420
Byne Christian Academy - 50622	\$5,100
Byron Christian Academy - 50623	\$3,893
Calvary Christian School of Columbus - 11216	\$10,929

GSNS Private School	Average of Annual Tuition
Calvary's Harvest Christian Academy - 11369	\$8,750
Camp Jewell - 11156	\$17,102
Campus The - 50625	\$11,295
CAN Academy - 11170	\$6,567
Carolyn Barron Montessori School - 11292	\$10,300
Center Academy - 50626	\$16,495
Central Christian School - 11374	\$9,780
Central Fellowship Christian Academy - 50627	\$8,220
CH Terrell Academy - 50628	\$7,482
Chapel Hill Christian School - 11370	\$5,650
Chatham Academy at Royce - 50629	\$17,368
Chaya Mushka Children's Home - 11334	\$11,833
CHEROKEE CHRISTIAN SCHOOLS INC - 297	\$12,375
Choice Educational Academy - 11427	\$9,154
Christian Heritage School - 50630	\$12,412
Chryalis Experiential Academy - 50631	\$12,189
ClearWater Academy - 50632	\$24,500
CLIFF VALLEY SCHOOL INC. - 189	\$18,546
Closer Look Academy - 11211	\$7,260
Collective Learning Academy - 11414	\$20,500
Community Christian Academy - 11419	\$4,127
Community Christian School - 50633	\$9,969
Community School The - 50634	\$31,170
Connections School of Atlanta - 11371	\$28,500
CORE Community School - 11394	\$15,043
Cornerstone Christian Academy- Royston Loc - 11218	\$8,980
Cornerstone Preparatory Academy - 50637	\$6,123
Cornerstone Schools Inc. - 50638	\$8,855
Cottage School The - 50639	\$24,686
Covenant Christian Academy - 50641	\$8,400
Covenant Christian Ministries Academy - 50642	\$6,200
Covington Academy - 50643	\$7,750
Creekside Christian Academy - 50644	\$6,603
CrossPointe Christian Academy - 11315	\$7,643
Cumberland Academy of GA - 50645	\$24,015
Cumberland Christian Academy - 11159	\$8,389
Curtis Baptist School - 11206	\$9,084
Decatur Adventist Junior Academy - 50647	\$4,705
Dominion Christian High School - 50648	\$13,335
Downtown Academy - 11375	\$6,500

GSNS Private School	Average of Annual Tuition
Eagles Landing Christian Academy - 50649	\$13,866
Eaton Academy - 50650	\$19,170
Ellis School of Atlanta - 11399	\$24,497
Evangel Temple Christian Academy - 50652	\$4,904
Evans Christian Academy - 50653	\$7,669
Faith Baptist Christian Academy - 50654	\$4,000
Faith Christian Academy - 11335	\$6,500
Faith Christian Academy of Griffin - 50655	\$5,320
Fideles Christian School - 50657	\$4,367
Flint River Academy - 11294	\$7,475
Foundations for the Future - 50660	\$10,253
Friendship Christian School - 50661	\$9,952
Fullington Academy - 50662	\$6,060
Furtah Preparatory School - 50663	\$13,949
Gatewood Schools - 50666	\$8,560
George Walton Academy - 11415	\$11,350
Gerard Preparatory Academy - 50616	\$8,593
Godâ€™s Foundation Christian Academy - 11387	\$5,813
Grace Christian Academy - 11312	\$5,926
GracePoint School - 11219	\$21,250
Grant Academy - 11376	\$20,000
Greater Atlanta Adventist Academy - 11161	\$7,803
Green Pastures Christian Schools - 50668	\$5,500
Greenforest McAlep Christian Academy - 50670	\$7,876
Griffin Christian High School - 11220	\$5,250
Heart of Hope Academy - 50672	\$18,000
Hebron Christian Academy - 11395	\$11,550
Heirway Christian Academy - 11221	\$5,982
Heritage Christian Academy - 11208	\$7,995
Hess Academy - 11295	\$16,904
Hills Academy - 11423	\$6,877
Hirsch Academy - 50674	\$29,444
Holy Innocent's Episcopal School - 50675	\$26,670
Holy Spirit Preparatory School - 50676	\$24,134
Hope Springs Christain Learning Center - 11158	\$9,240
Horizon Christian Academy - 50681	\$10,634
Howard School - 50683	\$33,392
Imhotep Academy - 11223	\$9,600
Immaculate Conception Catholic Schools - 11338	\$16,975
In His Image Christian Academy - 11174	\$7,500

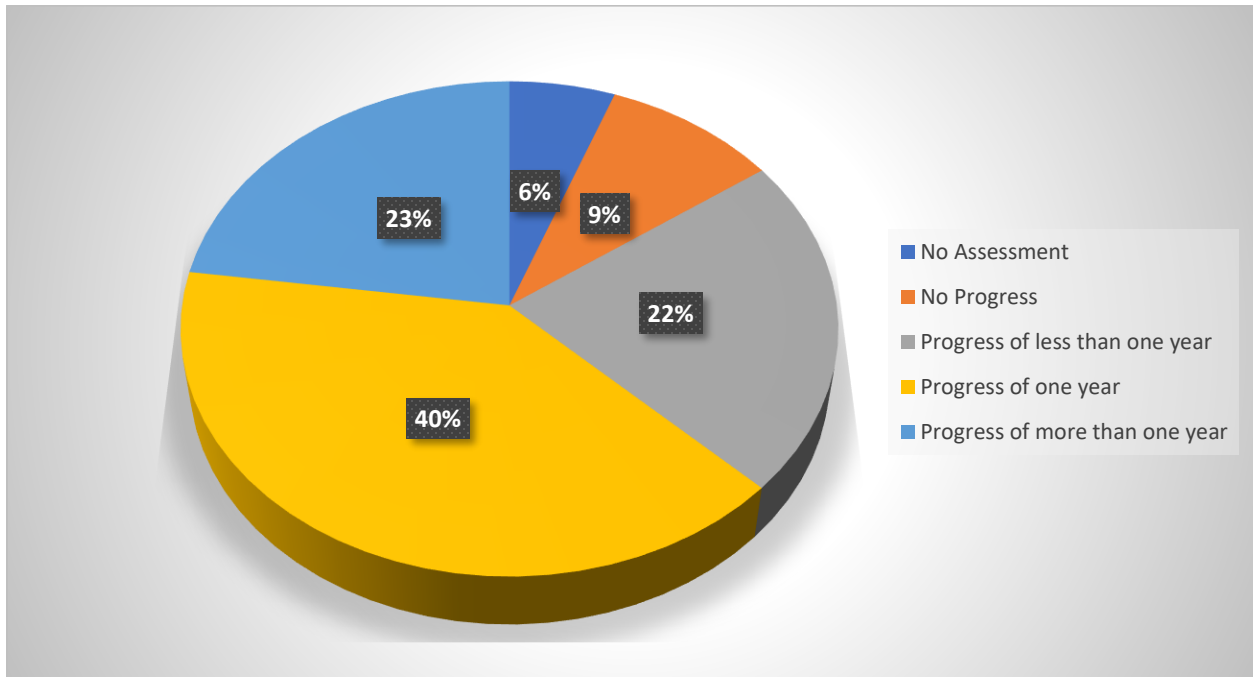
GSNS Private School	Average of Annual Tuition
Jacob's Ladder - 50687	\$45,447
John Coble Elementary - 50688	\$5,050
John Hancock Academy - 50689	\$5,445
Joseph Sams School - 50690	\$18,607
Kaleidoscope ABA Inc - 50691	\$24,300
Kingfisher Academy - 50693	\$8,750
King's Way Christian School - 11297	\$6,529
Lafayette Christian School - 50694	\$15,540
LaGrange Academy - 11339	\$8,552
Legacy Community Academy - 50619	\$7,780
Life Christian Academy - 11299	\$6,793
Light of the World Christian Academy of Atlanta - 50696	\$8,678
Link School The - 11322	\$11,621
Lionheart School - 50699	\$25,690
Lithonia Adventist Academy - 11372	\$7,450
Living Way Christian Academy - 11153	\$8,000
Loganville Christian - 11300	\$9,475
Lyndon Academy - 50701	\$14,020
Maranatha Christian Academy - 11224	\$7,260
McGinnis Woods Country Day School - 50702	\$28,300
MDE School LLC - 11157	\$24,606
Memorial Day School - 50703	\$9,001
Metropolitan Christian Schools - 11365	\$5,625
Mill Springs Academy - 50704	\$24,875
Miller's Military Academy - 50705	\$9,600
Miracle Early Learning Center - 11382	\$10,993
Mohammed Schools of Atlanta - 436	\$5,840
Monroe Country Day School - 11417	\$7,500
Montessori Academy at Sharon Springs - 50707	\$9,228
Montessori Children's House of North Forsyth - 50708	\$8,923
Montessorri at Vickery - 11340	\$10,360
Mount Bethel Christian Academy - 11341	\$13,603
Mount de Sales Academy - 50711	\$14,710
MOUNT PARAN CHRISTIAN SCHOOL - 340	\$17,754
Mount Vernon Presbyterian School - 11154	\$22,820
Mountain Area Christian Academy - 50713	\$8,832
New Creation Christian Academy - 50716	\$5,252
New Horizon New Direction - 11379	\$6,372
North Cobb Christian School - 50717	\$14,664
Notre Dame Academy - 11321	\$23,046

GSNS Private School	Average of Annual Tuition
Old Suwanee Christian School - 11373	\$7,889
Omega Learning Center- Acworth Loc - 50719	\$10,380
Omega Learning Center- Douglasville Loc - 50720	\$9,515
Omega Learning- Marietta Loc - 50721	\$10,500
Omega Private Academy - 11342	\$9,980
Our Lady of Mercy Catholic HS - 50722	\$11,867
Our World at H.O.P.E. Park - 11429	\$12,500
Paideia School - 50724	\$21,468
Peachtree Academy Private School - 50726	\$7,046
Peoples Baptist Academy - 11160	\$6,508
Perimeter Christian School - 50727	\$10,984
Phylax™s Academy of Preparatory School - 50728	\$8,500
Piedmont School of Atlanta - 11317	\$25,000
Porter Academy - 50729	\$17,906
PRINCE AVENUE CHRISTIAN SCHOOL - 372	\$9,876
Providence Christian Academy - 50731	\$18,709
Riverside Military Academy - 50732	\$30,310
Robert Toombs Christian Academy - 11228	\$5,115
Romar Academy - 11229	\$8,501
Sage School - 50734	\$21,959
Saint Andrew's School - 11303	\$12,775
Saint Anne-Pacelli Catholic School - 11231	\$7,179
Saint Catherine of Siena Catholic School - 50735	\$7,609
Saint George's Episcopal School - 11305	\$9,600
Saint John Academy - 11320	\$10,714
Saint Joseph Catholic School - 50736	\$6,869
Saint Joseph's Catholic School - 11232	\$7,120
Saint Martin's Episcopal - 11306	\$21,830
Schenck School - 50740	\$33,850
Shallowford Presbyterian School - 11411	\$5,955
Shiloh Christian Academy - 11233	\$5,033
Shiloh Hills Christian School - 50742	\$10,484
Skipstone Academy - 50743	\$6,165
Skipstone Academy Westwood - 11430	\$5,745
Sola Fide Lutheran School - 11234	\$6,750
Solid Foundation - 50744	\$7,917
Solid Rock Academy - 50745	\$8,812
Southside Christian School - 50748	\$5,801
Southwest Atlanta Christian Academy - 50749	\$10,224
Sparks Christian Academy - 50750	\$7,875

GSNS Private School	Average of Annual Tuition
Special Needs School of Gwinnett - 50751	\$12,540
ST. FRANCIS DAY SCHOOL - 272	\$18,958
St. John the Evangelist - 11401	\$5,142
ST. PAUL LUTHERAN SCHOOL - 923	\$6,800
St. Peter the Apostle School - 11384	\$6,501
Stepping Stones Educational Therapy Ctr Inc. - 50752	\$9,000
Strong Rock Christian School - 11307	\$12,516
Summit Autism Center of Atlanta - 50755	\$35,383
Sylvan Learning Center - 11416	\$7,486
Sylvan Learning Center- Cartersville - 11426	\$8,000
Tattnall Square Academy - 50756	\$11,657
The Bridge Academy - 11361	\$4,950
The Bridge of Georgia School - 11362	\$8,945
The Campus Academy - 11291	\$9,910
The Children's School - 11344	\$22,750
The E.J. Wright School for Success - 11425	\$4,857
The Epstein School - 11345	\$26,900
The Friends School of Atlanta - 50758	\$22,400
The Heritage School - 11329	\$15,555
The Lighthouse - 50759	\$10,788
The SAE School - 11302	\$10,163
The Swift School - 50761	\$25,743
The Walker School - 11377	\$26,786
The Wimbish School - 11380	\$5,583
THRIVE Christian Academy Inc. - 11388	\$8,409
Torah Day School of Atlanta - 50763	\$13,725
Trinity Christian School of Sharpsburg - 50765	\$9,517
Trinity Prep of Loganville - 11210	\$7,893
Trinity School - 11237	\$6,000
Triumph in Life Inc. - 11358	\$8,125
True Partnership Christian Academy - 11367	\$7,464
Unity Christian School - 50766	\$9,790
Urban Christian Academy - 11346	\$8,735
Victorious Kidz Christian Academy - 50768	\$4,600
Victory World Christian School - 50769	\$7,356
Waldorf School of Atlanta - 50770	\$16,900
Waverly Hall Christian Academy - 50771	\$5,900
Westminster Christian Academy - 50772	\$9,668
William and Reed Academy - 11347	\$12,063
Wilson Academy - 11324	\$7,222

GSNS Private School	Average of Annual Tuition
Woodfield Academy Inc. - 50775	\$11,691
Woodward Academy - 149	\$30,469
Wynnbrook Christian School - 11385	\$7,956
Yeshiva Ohr Yisrael of Atlanta - 11308	\$17,750

2018-2019 School Year- Student Assessment in Reading



2018-2019 School Year- Student Assessment in Math

