

Accessing GaDOE's FBA/BIP Online Learning Modules

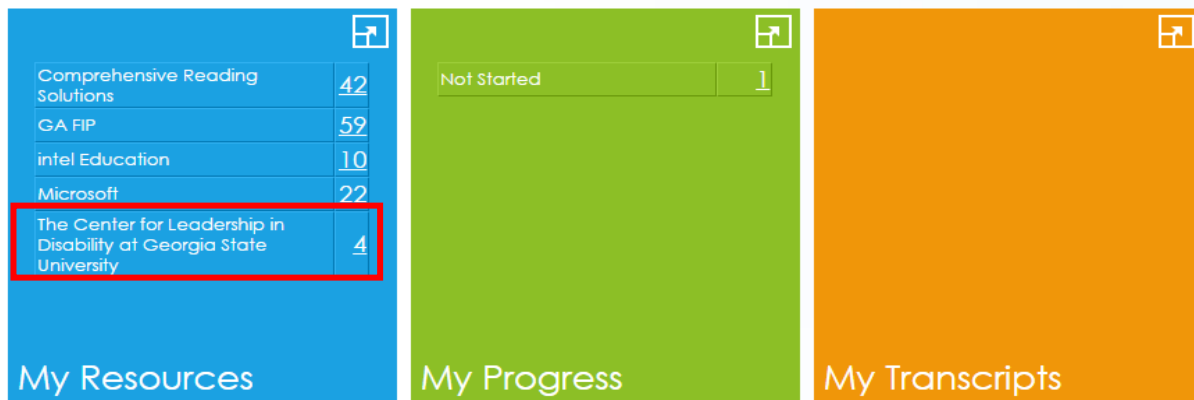
Log in to district Student Information System: infinite campus, Power School, Tyler, District Portal, etc.

Access SLDS via link in SIS.

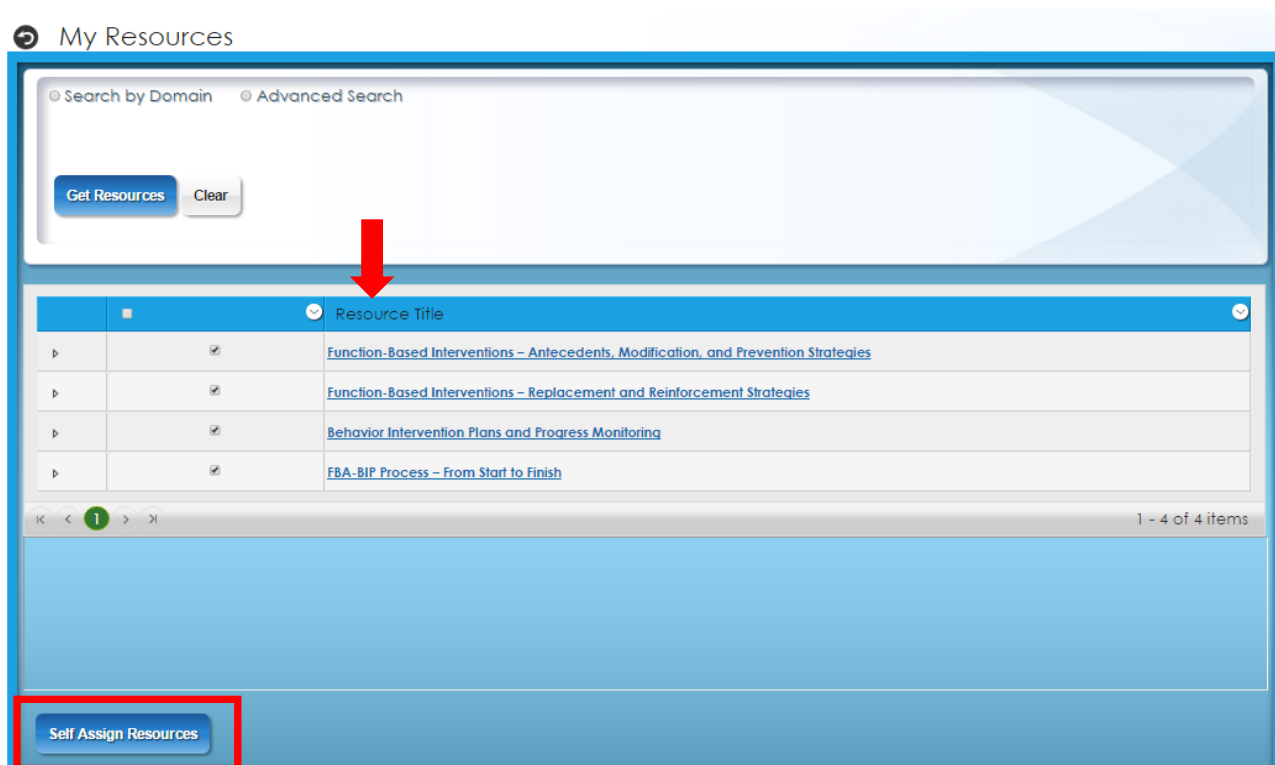
From Menu Bar click on PD



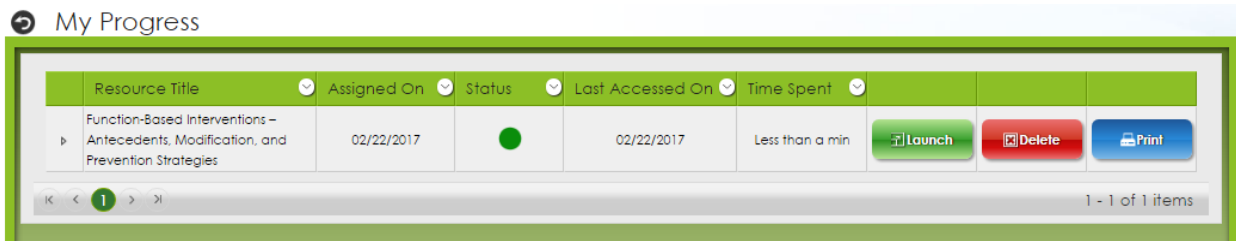
PD Application will launch. From the “My Resources” tab, find *The Center for Leadership in Disability at Georgia State University*. Click on the number (there are 8 total) to open the sessions within that collection of professional development.



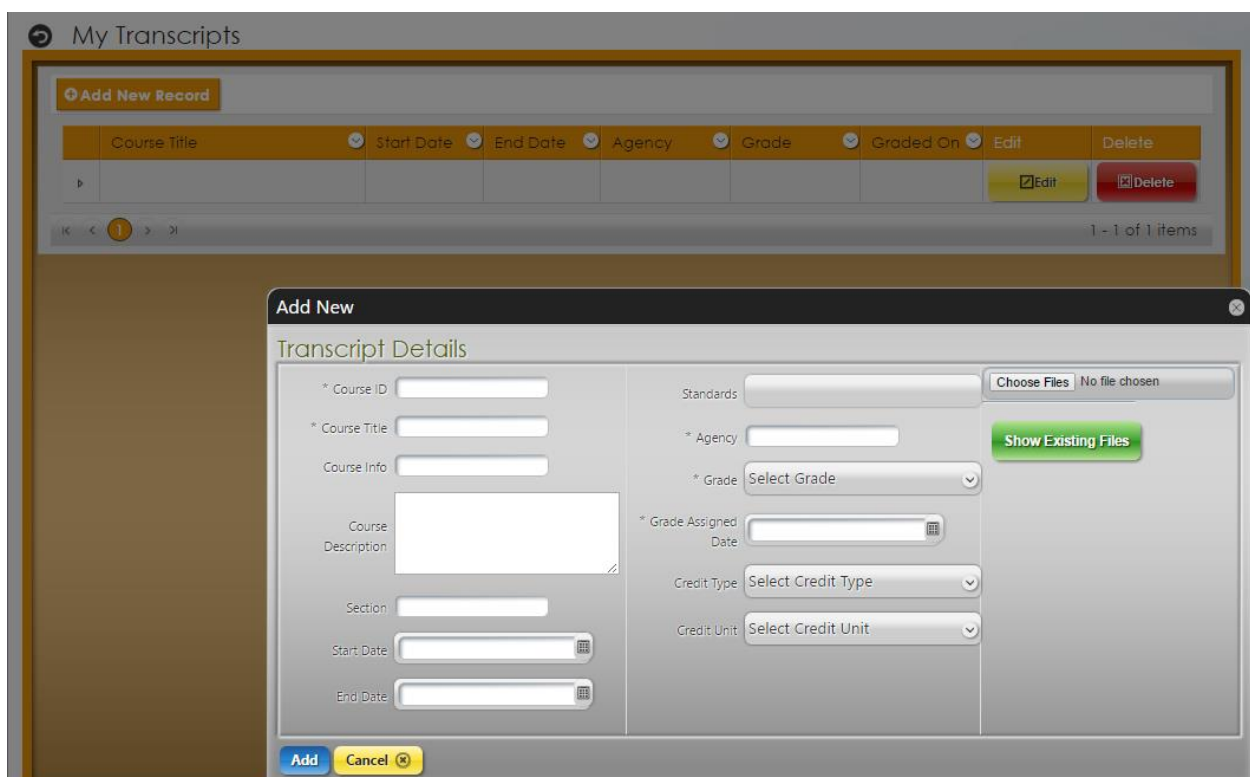
“My Resources” will show the title of each session within the module. Select a session by clicking on the name. That session will open in a new window. To assign it to your “My Progress”, click “assign resource”. This will save the session for viewing without searching. To add multiple sessions at one time, check the box located to the left of the title. Then select “Assign Resources” located on the bottom left.



Once “self-assigned” open “My Progress” to return to the modules by clicking on “Launch”. Once a session has been completed, print a certificate of completion to add to your portfolio or other system.



After sessions in the module is completed, information from the module can be added to my transcript. In the “My transcript” area, any PD can be added not just ones taken from SLDS-PD application. This area is a great place to keep track of all professional development.



Please Note: Attribution that the module materials were developed by “The Center for Leadership in Disability at Georgia State University” are to be given when documents and materials are used.

Fall 2017 FBA/BIP Train-the-Trainer Sessions (18 hours, three-six hour sessions)

GSU and GaDOE will be conducting regional FBA/BIP train-the-trainer sessions during the fall of 2017. The train-the-trainer sessions will be open to GNETS and school system personnel. Participation will be based on recommendations from GNETS and school system leaders. While it is our intent to accommodate as many participants as possible, due to space limitations we may need to limit the number of participants from each GNETS and school system. Training locations by RESA regions will be provided to selected participants.

In order to participate in the train-the-trainer sessions, participants must:

1. Complete the online registration form ([Click here for online registration](#))
2. Commit to the full eighteen hours of professional learning
3. Provide evidence of completing the FBA/BIP online learning module (e.g. a copy of your completed post-test and print the certificate of completion from the my progress tab)
4. Submit a sample FBA/BIP that you completed independently or with a team.

Please email the **required documents listed in numbers 3 and 4 above** to Julie James at jjames@doe.k12.ga.us by May 3, 2017. Your sample FBAs/BIPs will need to have been completed within the last 2 years. Please ensure that **all documents emailed are deidentified of student information.**

GaDOE, appreciates your participation in this professional learning opportunity. If you have any questions or require additional information, please contact Nakeba Rahming at Nrahming@doe.k12.ga.us

